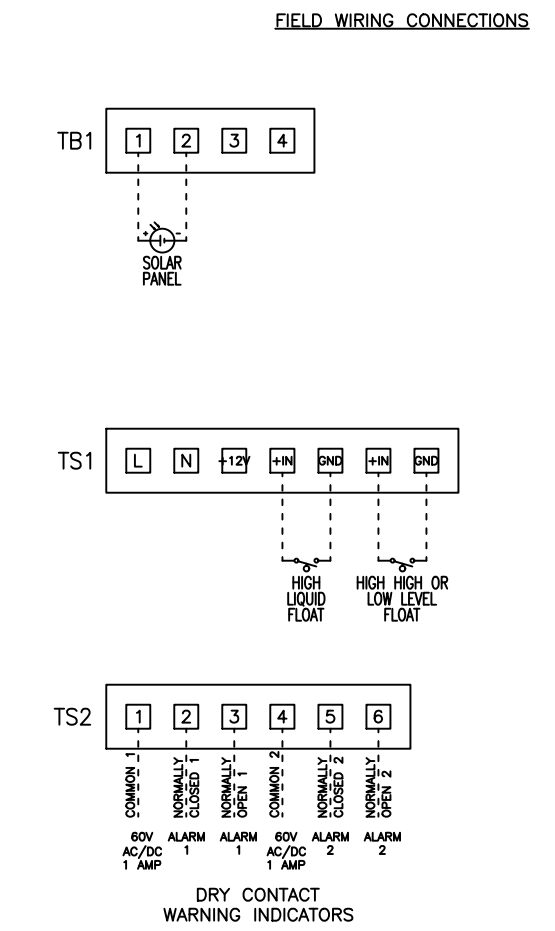
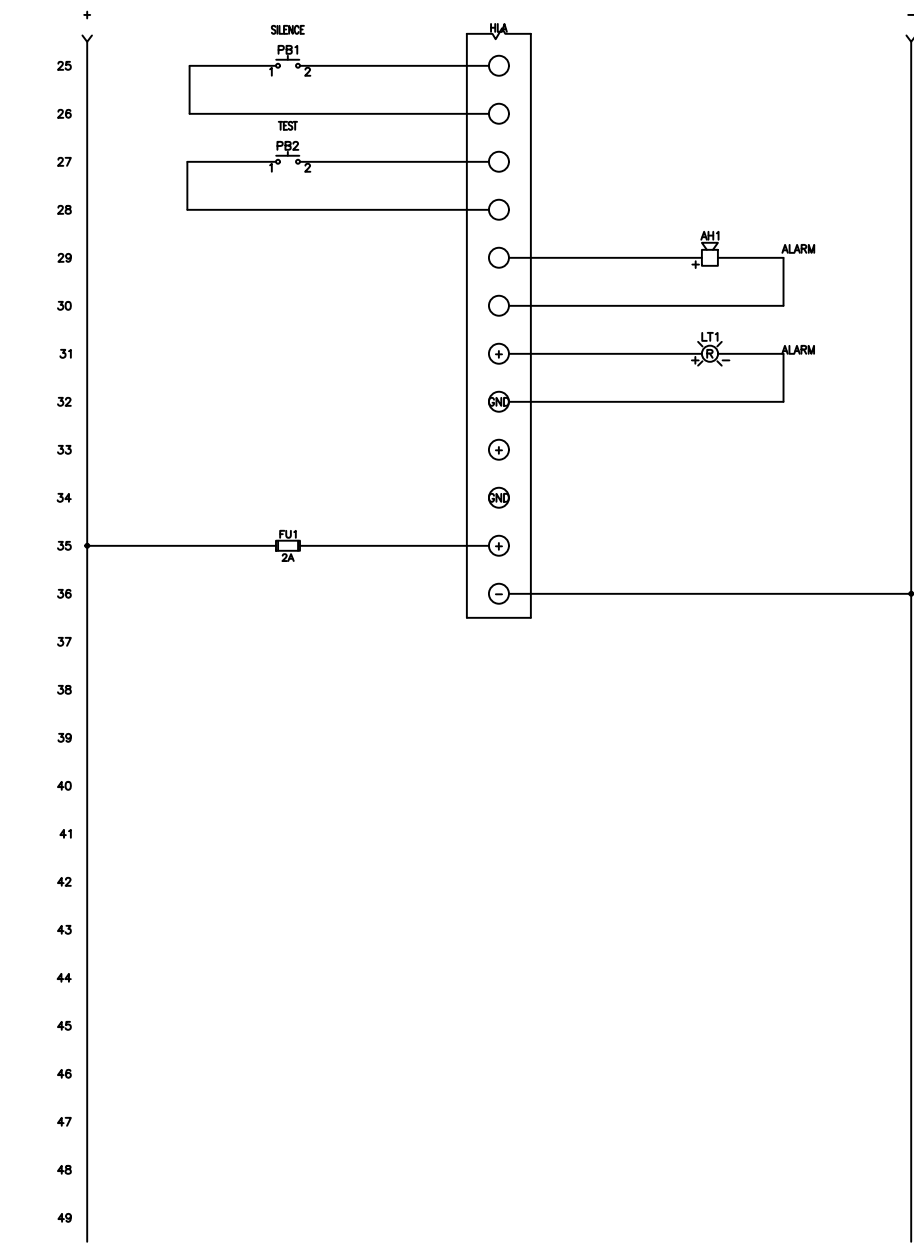
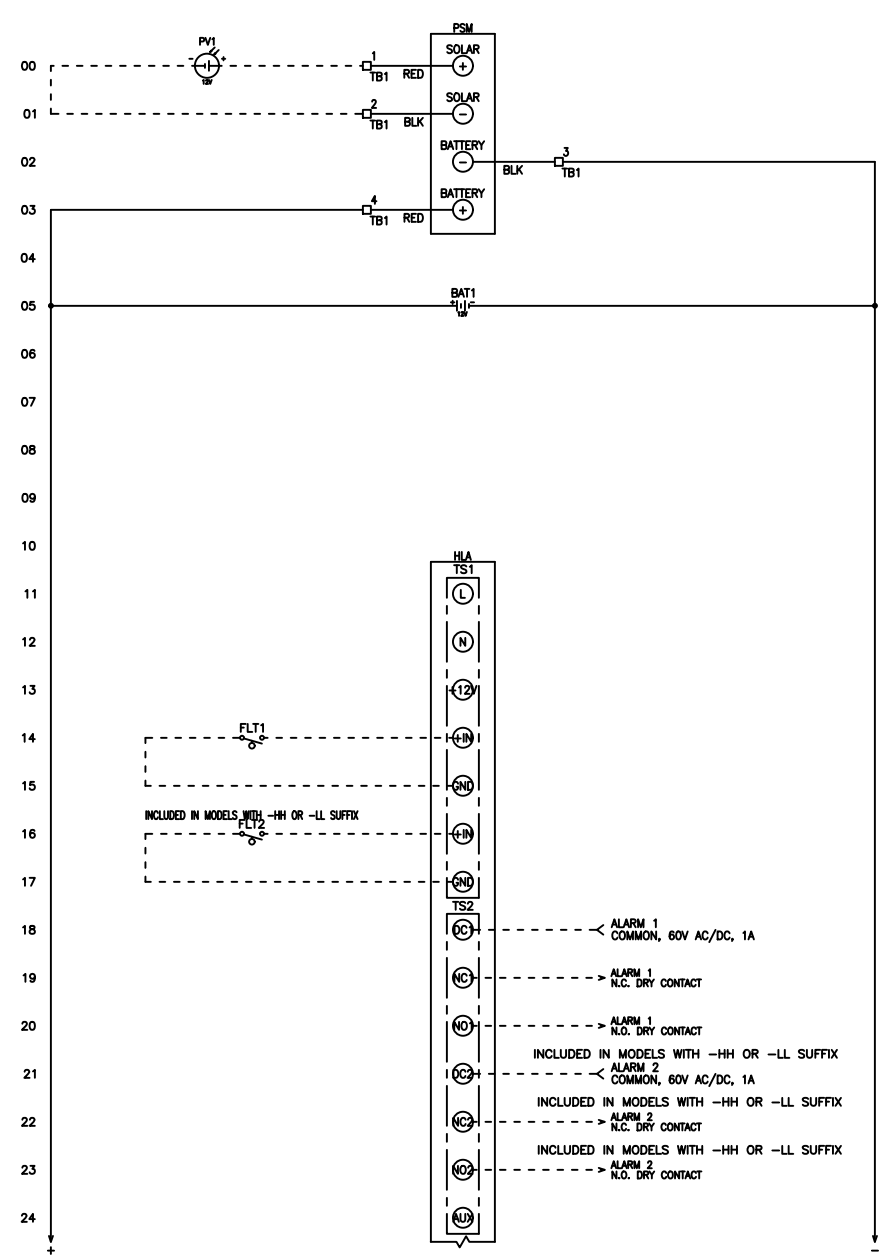


FNAME: CP1003
REVDATE: 0120

REVISIONS				
ZONE	REV	DESCRIPTION	DATE	APPROVED
	A	ADDITION OF FU1	10/30/19	
	B	ADDITION OF TORQUE TABLE	1/27/20	AO



----- DASHED LINE INDICATES FIELD WIRING.

USE COPPER CONDUCTORS ONLY.

TEMPERATURE RATING OF CONDUCTORS IS TO BE:
60°C (140°F) FOR UNDER 100A.
75°C (167°F) FOR OVER 100A.

BRANCH CIRCUIT PROTECTION SHALL BE PROVIDED BY THE INSTALLER: MUST BE SIZED ACCORDING TO PUMP/MOTOR MANUFACTURING SPECIFICATIONS.

VERIFY CORRECT OPERATION OF CONTROL PANEL AFTER INSTALLATION IS COMPLETE.

FIELD WIRING TORQUE SPECS.	
TERMINAL BLOCK UT 2,5	5 IN-LB
TERMINAL BLOCK UT 4	7 IN-LB
TERMINAL BLOCK UT 6	15 IN-LB
TERMINAL BLOCK UT 10	15 IN-LB
TERMINAL BLOCK UT 16	25 IN-LB
TERMINAL BLOCK UT 35	30 IN-LB
TS1, TS2, J2 & J3 PCB	5 IN-LB
TRANSFORMER H1F, H2F & H3F	15 IN-LB
TRANSFORMER H1, H2 & H3	10 IN-LB
M.D. VLS3P16-63 R1	16 IN-LB
M.D. VLS3P63-125 R1	45 IN-LB
M.D. LK4JU3CN 100A	36 IN-LB
M.D. LK4MU3N 200A	200 IN-LB

DRAWN BY: MM
DATE: 7/21/15
APPROVED BY: _____
DATE: _____

THIS DRAWING CONTAINS PROPRIETARY INFORMATION AND SHALL NOT BE USED OR DISCLOSED WITHOUT PRIOR WRITTEN AUTHORIZATION.



TITLE: CP1003 CONTROL SCHEMATIC			
SIZE: B	DWG NO.: 1558	PART NO.: CP1003	REV: B
SCALE: NONE	SHEET: 1 OF 1		